

**SINGER**  
**141W4,W5**

# LIST OF PARTS



## MACHINES Nos. 141w4 and 141w5

THE SINGER MANUFACTURING COMPANY

## INDEX

	PAGE
ACCESSORIES .....	16
BINDERS .....	22
BOBBIN WINDER .....	16
FEED DOGS .....	19
FINGER GUARD .....	23
GUIDES .....	23
HEMMERS .....	24
KNEE LIFTER .....	17, 27
MACHINE No. 141w4 .....	7
"    "    141w5 .....	15
MISCELLANEOUS PARTS .....	28
NUMERICAL LIST OF PARTS .....	29
PRESSER FEET .....	19
THREAD UNWINDER .....	18
THROAT PLATES .....	21
TUCKER .....	26
WOOD BASE .....	28

# Instructions for Ordering

In ordering from this list, use **ONLY** the **PART** number in the **FIRST** column.

The number stamped on a Sewing Machine Part is the number of the Single Part only, except when the part includes Set Screws, Clamping Screws, Studs and Rollers Spun on, Small Wires riveted, or Parts soldered together, etc., which it is necessary to furnish in combination.

Every combination of parts sent out has its specific number which, although not stamped on Parts (except in above cases) must be used when ordering the combination.

Each number always indicates the **SAME PART** in whatever list it appears, or for whatever Machine.

The letters after some of the numbers indicate the style of finish only, as follows:

- A. Hardened, Polished and Plated.
- B. Polished and Plated.
- C. Hardened only.
- D. Polished only.
- E. Soft, not polished.
- F. Hardened and Polished.
- H. Blued.

These letters **MUST BE USED** when they appear in the list and **AFTER** the number, as in the list.

In this series:

- 1 to 1500 and 200001 to 201500 are Screw Numbers.
- 1501 to 1800 and 201501 to 201800 are Nut Numbers.
- 1801 to 2000 and 201801 to 202000 are Roller Numbers.
- 2001 to 50000 and 202001 and upward are numbers of Machine Parts.


The figures in the second column refer only to the plate in which the illustration of the part is shown and are **NOT TO BE USED** in ordering.

Two or more numbers over a cut indicate that the difference between such parts is not visible in an illustration.

Parts marked with an asterisk (\*) are furnished only when repairs are made at the factory.

## LIST OF PARTS COMPLETE

FOR



### MACHINE No. 141w4

MECHANICAL OPENER. LARGE BOBBIN

For Shirts, Shirt Waists, Wrappers, Corsets, Underwear, etc.

No.	Plate	Name
*241175	---	Arm .....
204235	13651	" Position Pin (2) .....
123E	13651	" Screw (back) (2) .....
201305E	13651	" " (front) .....
241002	13674	" Shaft with 201400E and 203100 .....
241003	13679	" " Bushing (back) with 202277 .....
202277	---	Arm Shaft Bushing (back) Oil Packing (wick) .....
1008A	13651	Arm Shaft Bushing (back) Screw (3) .....
241004	13679	Arm Shaft Bushing (front) with 224392 .....
224392	----	Arm Shaft Bushing (front) Oil Packing (wick) .....
200949B	13675	Arm Shaft Bushing (front) Oil Packing Thumb Screw .....
443C	13651	Arm Shaft Bushing (front) Set Screw .....

No.	Plate	Name
203100	---	Arm Shaft Oil Packing (wick) ....
201400E	13651	" " " " Stop Screw ..
12193	13679	" Side Cover .....
286D	13651	" " " Thumb Screw ....
241166	13674	Balance Wheel (belt groove 2 $\frac{1}{2}$ in. in. diam.) with 200328c and 200335c .....
200328c	13651	Balance Wheel Position Screw ....
200335c	13651	" " Set Screw .....
*241176	---	Bed .....
54897	13651	" Oil Cup .....
241006	---	" Slide .....
4307	13651	" " Spring .....
725E	13651	" " " Screw .....
241007	13679	Bed Slide complete, Nos. 4307, 241006 and two 725E .....
241008	13675	Bobbin .....
241009	13675	" Case Base .....
241010	---	" " Cap with 200594c, 201016c and 241020 .....
241011	13675	Bobbin Case Cap complete, Nos. 200964E, 210736, 241010 and 241013
241012	13675	Bobbin Case Latch .....
241013	---	" " " 241012 with 206731 and 241014 .....
206731	13675	Bobbin Case Latch Fulcrum Pin ..
241014	13675	" " " Lever .....
210736	13675	" " " Spring .....
200964E	13675	" " " Stop Screw ....
241015	---	Bobbin Case complete, Nos. 241009 and 241011 .....
241158	13675	Bobbin Case Opener .....
241017	13675	" " " Bushing .....
443c	13651	" " " " Set Screw
241018	13675	" " " Lever with 200086c .....
221977	13675	Bobbin Case Opener Lever Link ...
200989D	13675	" " " " " Cap Screw .....
201392c	13675	Bobbin Case Opener Lever Link Screw Stud .....
201524E	13675	Bobbin Case Opener Lever Link Screw Stud Nut .....
200086c	13675	Bobbin Case Opener Lever Pinch Screw .....
241019	13675	Bobbin Case Stop .....
896E	13675	" " " Screw .....
241020	13675	" " Tension Spring .....
201016c	13675	" " " " Regulat- ing Screw .....

No.	Plate	Name
200594c	13675	Bobbin Case Tension Spring Screw
241106	13675	Feed Bar .....
241107	---	" " 241106 with 226D, 241108 and 241109 .....
241022	13651	Feed Bar Connecting Spring .....
241023	13651	" " " " Clamp Plate (2) .....
201389c	13651	Feed Bar Connecting Spring Clamp Plate Screw (2) .....
*241024	---	Feed Bar Lifting Spring .....
241025	13651	" " " " Pin .....
*241026	---	" " " " Reinforce- ment .....
*241027	---	Feed Bar Lifting Spring Reinforce- ment Pin .....
241121	---	Feed Bar Lifting Spring complete, Nos. 241024, two each 241026 and 241027 .....
241028	13651	Feed Bar Spring .....
241110	13651	" " " Pin (2) .....
241029	13661	" Dog .....
241125	13677	" " Adjusting Block (high) ..
241108	13677	" " " " (low) ...
226D	13651	" " " " S c r e w
241109	13677	" " " " " " Washer .....
896E	13675	Feed Dog Screw .....
241055	13674	" Driving Connection with 202277 and two 200046E .....
202277	---	Feed Driving Connecting Oil Pack- ing (wick) .....
200046E	13651	Feed Driving Connection Screw ..
202300	13679	" " Eccentric Regulating Bracket .....
241056	---	Feed Driving Eccentric Regulating Bracket 202300 with 241102, two each 200256D and 201525E .....
200256D	---	Feed Driving Eccentric Regulating Bracket Hinge Screw .....
201525E	13651	Feed Driving Eccentric Regulating Bracket Hinge Screw Nut .....
202301	13651	Feed Driving Eccentric Regulating Bracket Plunger .....
202595	13651	Feed Driving Eccentric Regulating Bracket Plunger Spring .....
200607c	13651	Feed Driving Eccentric Regulating Bracket Plunger Spring Stop Screw .....
200256D	13651	Feed Driving Eccentric Regulating Bracket Stop Screw .....

No.	Plate	Name
201525E	13651	Feed Driving Eccentric Regulating Bracket Stop Screw Nut .....
200429c	13651	Feed Driving Eccentric Regulating Screw .....
200383c	13651	Feed Driving Eccentric Regulating Screw Check Screw .....
241162	13674	Feed Driving Rock Sleeve .....
241160	13679	" " " Bearing with 202330 (2) .....
202330	—	Feed Driving Rock Sleeve Bearing Oil Packing (wick) .....
1149c	13677	Feed Driving Rock Seeve Bearing Set Screw (2) .....
241058	13651	Feed Driving Rock Sleeve Connecting Spring .....
241059	13651	Feed Driving Rock Sleeve Connecting Spring Clamp Plate (2) ....
201388c	13677	Feed Driving Rock Sleeve Connecting Spring Clamp Plate Screw (2) .....
241062	13674	Feed Lifting Connecting with 202277 and two 200046E .....
202277	—	Feed Lifting Connection Oil Packing (wick) .....
200046E	13651	Feed Lifting Connection Screw ....
241063	13679	" " Eccentric with 455c and 1299C .....
1299c	13651	Feed Lifting Eccentric Position Screw .....
455c	13677	Feed Lifting Eccentric Set Screw ..
241163	13674	" " Rock Sleeve with 201392c and 201524E .....
241160	13679	Feed Lifting Rock Sleeve Bearing with 202330 (2) .....
202330	—	Feed Lifting Rock Sleeve Bearing Oil Packing (wick) .....
1149c	13677	Feed Lifting Rock Sleeve Bearing Set Screw (2) .....
241058	13651	Feed Lifting Rock Sleeve Connecting Spring .....
241059	13651	Feed Lifting Rock Sleeve Connecting Spring Clamp Plate (2) ....
201388c	13677	Feed Lifting Rock Sleeve Connecting Spring Clamp Plate Screw (2)
241122	13679	Feed Regulating Spindle with 202311, 202443, 202619 and 210554
*202311	—	Feed Regulating Spindle Head ....
202443	13677	" " " " Pin
202619	13677	" " " " Position Pin .....

No.	Plate	Name
210554	13677	Feed Regulating Spindle Spring (flat) .....
*241066	—	Hook (sewing) .....
241184	13674	" 241066 with 465c, 241069, 241072, 241186, 241187, 350228c and six 1053D .....
241185	—	Hook and Bobbin Case complete, Nos. 241015 and 241184 .....
*241069	—	Hook Gib .....
1053D	13656	" " Screw .....
241186	—	" Oil Packing (wick) .....
350228c	—	" Position Screw .....
465c	13677	" Set Screw .....
*241187	—	" Shaft .....
241111	13677	" " Bevel Gear with two 1253c .....
201318E	13677	Hook Shaft Bevel Gear Guard Oil Stop Screw .....
50234D	13677	Hook Shaft Bevel Gear Guard Oil Stop Screw .....
241171	—	Hook Shaft Bevel Gear Guard Oil Stop Screw Washer (leather) ..
121E	13677	Hook Shaft Bevel Gear Guard Screw .....
*241177	—	Hook Shaft Bevel Gear Guard Section (back) .....
*241178	—	Hook Shaft Bevel Gear Guard Section (front) .....
241179	13679	Hook Shaft Bevel Gear Guard complete, Nos. 121E, 50234D, 201318E, 241171, 241177 and 241178 .....
1253c	13677	Hook Shaft Bevel Gear Guard Set Screw .....
241180	13677	Hook Shaft Bushing (back) with 202423 .....
202423	—	Hook Shaft Bushing (back) Oil Packing (wick) .....
241188	13677	Hook Shaft Bushing (front) with 241189 .....
241189	—	Hook Shaft Bushing (front) Oil Packing (wick) .....
443c	13651	Hook Shaft Bushing Set Screw (2)
241071	13656	" " Oil Leader (brass) ....
241072	13677	" Thread Draw .....
1053D	13656	" " " Screw (3) .....
241120	—	Knee Lifter Bell Crank .....
241073	—	" " " " Bracket ....
178c	13656	" " " " " Screw (2) .....

No.	Plate	Name
5601	13656	Knee Lifter Bell Crank Hinge Pin
5735	13656	" " " " Spring ....
241074	13679	Knee Lifter Bell Crank complete, Nos. 5601, 5735, 241073 and 241120
241075	13674	Knee Lifter Lifting Lever with 448c
222090	13679	" " " " Connecting Rod .....
12416	13656	Knee Lifter Lifting Lever Connect- ing Rod Joint .....
76D	13656	Knee Lifter Lifting Lever Connect- ing Rod Joint Hinge Screw ....
1521E	13656	Knee Lifter Lifting Lever Connect- ing Rod Lock Nut .....
802D	13656	Knee Lifter Lifting Lever Hinge Screw .....
241076	13656	Knee Lifter Lifting Lever Pin ...
448c	13677	" " " " " " Set Screw .....
241077	13656	Needle Bar with 200141F and 200394c .....
241078	13656	Needle Bar Bushing .....
241124	—	" " " 241078 with 241077
200396c	13656	" " " Set Screw .....
241079	13656	Needle Bar Connecting Link with two 187D .....
40217	13677	Needle Bar Connecting Link Oil Tube .....
29599	—	Needle Bar Connecting Link Oil Tube Packing (felt) .....
210933	—	Needle Bar Connecting Link Oiling Wick .....
187D	13656	Needle Bar Connecting Link Screw
210545	13656	" " " " Swivel with 200387c .....
241080	13679	Needle Bar Crank with 435c, 855c and 210933 .....
241081	13656	Needle Bar Crank Oil Leader (brass) .....
855c	13656	Needle Bar Crank Position Screw
435c	13656	" " " Set Screw .....
200394c	13656	" " " Screw .....
200387c	13656	" " " Set Screw .....
200141F	13656	" " " Set Screw .....
241082	13657	Presser Bar with 190D .....
241083	13657	" " Bushing .....
200396c	13656	" " " Set Screw .....
202339	13657	" " " Lifter .....
200666c	13657	" " " Hinge Screw ...

No.	Plate	Name
241084	13657	Presser Bar Lifting Bracket .....
241085	13657	" " Position Guide .....
241086	13657	" " " " Lever with 176D .....
176D	13657	Presser Bar Position Guide Lever Pinch Screw .....
200396c	13656	Presser Bar Position Guide Set Screw .....
241087	13674	Presser Bar Spring (flat) .....
201394F	13657	" " " " Regulating Thumb Screw .....
18D	13657	Presser Bar Spring Support Screw
40315	5863	" Foot .....
190D	13657	" " " Screw .....
241151	13674	Take-up Plate (inner) .....
210983	13658	" " " Position Pin ..
401D	13658	" " " Screw (2) ...
241152	13674	" " (outer) .....
241153	13658	" " Division Washer ...
241154	13658	" " Rivet .....
241155	—	Take-up (rotary) complete, Nos. 241151, 241152, two each 241153 and 241154 .....
2102	10881	Tension Disc .....
1560B	13658	" Thumb Nut .....
32572	13658	" Release Disc .....
241156	13658	" " Lever .....
241096	13658	" " " Crank with 176D
176D	13657	" " " " Pinch Screw
241157	13658	" " " Washer .....
202075	13658	" " Plunger .....
241097	13658	" " Rod .....
241098	13658	" " " Spring .....
13710	13658	" Spring .....
201393c	13658	" Stud .....
241099	13658	Tension complete, Nos. 1560B, 13710, 32572, 201393c, 202075 and two 2102 .....
210954	13658	Thread Guide .....
241167	13677	" " (lower) with 200141F and 232382 .....
241168	—	Thread Guide 241167 with 241169 and 241170 .....
200583H	13677	Thread Guide (lower) Screw (2) ..
202412	13658	" " (on top of Arm) ....
29642	13658	" " (upper) .....
460c	13677	" " " Set Screw ....
200583H	13677	" " " Screw .....
241169	13677	" Nipper .....
241170	13677	" " Hinge Stud (eccentric)

No.	Plate	Name
200141F	13656	Thread Nipper Hinge Stud Set Screw .....
232382	13677	Thread Nipper Stop Pin .....
52033	13661	Throat Plate (small needle hole) ..
691F	13677	" " Screw (2) .....
241101	13679	Vertical Shaft .....
241111	13677	" " Bevel Gear (lower) with two 1253c .....
241114	13677	Vertical Shaft Bevel Gear (upper) with two 1253c .....
1253c	13677	Vertical Shaft Bevel Gear Set Screw .....
241182	13677	Vertical Shaft Bushing (lower), 5/8 in. diam., with 202423 .....
202423	—	Vertical Shaft Bushing (lower) Oil Packing (wick) .....
430c	13677	Vertical Shaft Bushing (lower) Set Screw .....
241183	13677	Vertical Shaft Bushing (upper), 5/8 in. diam., with 202423 .....
202423	—	Vertical Shaft Bushing (upper) Oil Packing (wick) .....
443c	13651	Vertical Shaft Bushing (upper) Set Screw .....
241102	13679	Vertical Shaft Driving Bevel Gear with 444F and 1036c .....
444F	13677	Vertical Shaft Driving Bevel Gear Position Screw .....
1036c	13677	Vertical Shaft Driving Bevel Gear Set Screw .....
241103	13677	Vertical Shaft Oil Leader (lower) (brass) .....
241104	13677	Vertical Shaft Oil Leader (upper) (brass) .....

## MACHINE No. 141w5

MECHANICAL OPENER. LARGE BOBBIN

ROLLER PRESSER

For Leather

Same as Machine No. 141w4 with the following exceptions:

No.	Plate	Name
241202	13676	Feed Dog, in place of 241029 .....
241201	13677	Needle Bar with 200141F and 200394c, in place of 241077 .....
241203	—	Needle Bar Bushing 241078 with 241201, in place of 241124 .....
1903	13678	Roller, 1 1/4 in. diam. (coarse), with 652D and 1528D .....
52453	13678	Roller Arm .....
440F	13678	" " Adjusting Screw .....
1547J	13678	" " " " Nut ..
4282	13678	" " Bracket .....
316F	13678	" " " " Screw Center ..
1547J	13678	" " " " " Nut ..
2205	13678	" " Lock Spring .....
176D	13657	" " " " Screw .....
1549J	13678	" " " " " Nut ..
652D	13678	" Screw .....
1528D	13678	" " Nut .....
52414	13678	Roller Presser complete, 1 1/4 in. diam. (coarse roller), Nos. 176D, 440F, 1549J, 1903, 2205, 4282, 52453, two 316F and three 1547J ..
241095	13678	Tension Release Lever, in place of 241156 .....
24444	13676	Throat Plate (large oblong hole), in place of 52033 .....

## ACCESSORIES

FOR MACHINE No. 141w4

No.	Plate	Name
241008	13675	Bobbin (3) .....
*120092	—	Screw Driver Blade .....
*120093	—	“ “ Ferrule .....
*120094	—	“ “ Handle with 120093 ..
26485	13680	“ “ Nos. 120092 and 120094
88 x 1	—	Needles, two each, sizes 14, 16 and 18 .....
24079	—	Drip Pan with four 1 in. wire nails
41400	13680	“ “ Pin (wood) .....
12361	13680	Machine Hinge Connection .....
20022	—	“ Rest (felt) (4) .....
120342	13680	Oiler (copper plated) with 120343 ..
120343	13680	“ Spout, 3½ in. long .....
*120088	—	Screw Driver Blade .....
*120089	—	“ “ Ferrule .....
*120090	—	“ “ Handle with 120089 ..
26026	13680	“ “ Nos. 120088 and 120090
225554	13680	Wrench (steel) .....

### BOBBIN WINDER

#### Swing Automatic, Right Hand

225453	10884	Frame with 202277 and 225438 .....
225454	10884	“ Hinge Pin .....
202277	—	“ Oil Packing (wick) .....
225438	10884	“ “ Well Cap .....
225455	10884	“ Spring .....
225456	10884	“ “ Plunger .....
202473	10885	Pulley with 200380c .....
200380c	13678	“ Set Screw .....
225381	10884	Spindle .....
225444	10884	Stop Latch .....
200056e	10884	“ “ Screw .....
225458	10884	“ “ Thumb Lever .....
225459	10884	“ “ “ “ Hinge Stud
225460	10884	“ “ “ “ Joint Stud
202478	10884	“ “ Trip Lever .....
200299H	10884	“ “ “ “ Hinge Screw
225461	10881	Tension Bracket with 201499B ...
200082D	10881	“ “ Screw .....
228026	10884	“ “ “ Washer .....

### Accessories

No.	Plate	Name
2102	10881	Tension Disc .....
202407	10881	“ Spring .....
201499B	10881	“ Stud .....
201572B	10881	“ “ Thumb Nut .....
225462	10881	Bobbin Winder Tension Bracket complete, Nos. 201572B, 202407, 225461 and two 2102 .....
225433	10885	Bobbin Winder and Tension Bracket Base .....
225382	10885	Universal Bobbin Winder complete, Nos. 200056E, 200082B, 200299H, 202473, 202478, 225381, 225433, 225444, 225453 to 225456, 225458 to 225460, 225462, 228026 and two wood screws ¾ in., No. 12, R.H.B.

### KNEE LIFTER

2763	5877	Rock Shaft .....
12242	5877	“ “ Hanger with two wood screws 1 in., No. 10 .....
2765	5877	Rock Shaft Knee Arm .....
2766	5877	“ “ “ “ Hub with 356c
356c	13665	“ “ “ “ “ Set Screw
2768	—	Rock Shaft Knee Arm complete, Nos. 2765 to 2767 .....
2767	5877	Rock Shaft Knee Plate with 356c ..
356c	13665	“ “ “ “ “ Set Screw ..
6337	5877	“ “ Lifting Bracket with two 356c .....
2778	5877	Rock Shaft Lifting Bracket Hook
356c	13665	“ “ “ “ “ “ Set Screw .....
356c	13665	Rock Shaft Lifting Bracket Set Screw .....
2770	5877	Rock Shaft Stop Dog with 356c ...
356c	13665	“ “ “ “ “ Set Screw ..
2777	5877	Rock Shaft complete, Nos. 2763, 2768, 2770, 2778, 6337 and two 12242 .....

(Other Knee Lifter parts are listed with  
parts of machine head.)



## THREAD UNWINDER

No.	Plate	Name
225395	14263	Spool Rest (for two spools) with 201018c .....
225388	14263	Spool Rest Rod .....
200383c	13651	" " " Set Screw .....
201018c	13678	" " " Set Screw .....
202490	14263	" Stand with 200383c .....
225391	14263	Thread Guide .....
201696J	13678	" " Lock Nut .....
225392	14263	" " Rod with 208E and 225393 .....
208E	13678	Thread Guide Rod Screw .....
225393	13678	" " " Washer .....
225396	14263	Thread Unwinder (for two spools) complete, Nos. 201696J, 202490, 225388, 225392, 225395, two 225391 and three wood screws $\frac{3}{8}$ in. No. 12 .....

## FOR MACHINE No. 141w5

Same as for No. 141w4 with the following exception:

16 x 230	—	Needles, six, size 16, in place of 88x1, two each, sizes 14, 16 and 18 .....
----------	---	--

## FEED DOGS

No.	Plate	Name
241029	13661	Feed Dog, for 52032 and 52033 ....
241037	13676	" " " 241143 .....
241031	13662	" " " shirt work, beveled for Hemmer, for 20139 and 20140 .....
241032	13661	Feed Dog, for 20124 and 20125 ....
241033	13662	" " " 26605 and 26606 ....
241034	13676	" " " 36526 .....
241038	13676	" " " 241143 .....

## PRESSER FEET

No.	Plate	Name
12143	5864	Presser Foot .....
12144	5864	" " .....
12260	5864	" " .....
12261	5864	" " .....
20150	5863	" " .....
20342	5863	" " .....
12462	5866	" " for $\frac{3}{16}$ to $\frac{1}{4}$ in. gauge ..
20118	5862	" " " general work ....
12335	5865	" " (narrow) .....
12463	5866	" " with strip guide .....
20343	5865	" " " guide on bottom to the right of needle hole ....
12435	5865	Presser Foot with 228D .....
26279	5089	" " Extension, $\frac{1}{16}$ inch ..
26280	5089	" " " $\frac{1}{8}$ inch .....
26281	5089	" " " $\frac{1}{4}$ inch .....
26282	5089	" " " $\frac{3}{8}$ inch .....
26283	5089	" " " $\frac{1}{2}$ inch .....
228D	13665	" " " Screw .....
26276	13665	" " Hinge Pin .....
7298	13665	" " " " .....
62527	13665	" " " " .....
36464	5892	" " Spring Guide .....
665D	5892	" " " " Screw ..

## Presser Feet

No.	Plate	Name
36465	5892	Presser Foot (right hand, spring guide) with 665D and 36464, for $\frac{3}{8}$ to $\frac{5}{8}$ in. gauge .....
Note. When ordering No. 36464 or 36465 state required distance from edge of goods to seam.		
36574	5945	Presser Foot .....
36575	5945	" " 36574 with 36576 and two 50202D .....
36576	5945	Presser Foot Finger Guard .....
50202D	5945	" " " " Screw ..
36714	---	" " with 233D .....
36715	5892	" " Guide (right) with 36716 .....
233D	5892	Presser Foot Guide Set Screw ....
36716	5892	" " " Stud .....
36717	5892	Presser Foot complete with Adjustable Guide (right), Nos. 36714 and 36715 .....
36773	5892	Presser Foot, for braiding .....
20133	---	" " Plate, for 20134 .....
20155	---	" " " " 20157 .....
20268	---	" " " " 20270 .....
20344	---	" " " " 20346 .....
20360	---	" " " " 20361 .....
20472	---	" " " " 20474 .....
24544	---	" " " " 24983 .....
40316	---	" " " " 40318 .....
52034	---	" " " " 52036 .....
19223	---	" " Shank .....
20156	---	" " " .....
20269	---	" " " .....
20345	---	" " " .....
19335	---	" " " .....
20473	---	" " " .....
24982	---	" " " .....
40317	---	" " " .....
52035	---	" " " .....
26231	---	" " Spring .....
25967	5089	" " Strip Gauge .....
228D	13665	" " " Screw ..
20134	5866	Presser Foot (hinge) complete, for $\frac{3}{8}$ to $\frac{1}{2}$ in. gauge. Nos. 19223, 20133 and 26276 .....
20157	5865	Presser Foot (hinged) complete, Nos. 228D, 20155, 20156 and 62527 .....
20270	5862	Presser Foot (hinged) complete, Nos. 7298, 20268 and 20269 .....

## Presser Feet

No.	Plate	Name
20346	5862	Presser Foot (spring hinged) complete, Nos. 20344, 20345, 26231 and 62527 .....
20361	5866	Presser Foot (hinged), plain bottom, complete, Nos. 19335, 20360 and 26276 .....
20474	5862	Presser Foot (spring hinged) complete, Nos. 20472, 20473, 26231 and 62527 .....
24983	5867	Presser Foot (spring hinger) complete, Nos. 24544, 24982, 26231 and 62527 .....
40318	13664	Presser Foot (hinged) complete, for lace running, Nos. 40316, 40317 and 62527 .....
52036	5863	Presser Foot (hinged) complete, Nos. 26276, 52034 and 52035 .....

## THROAT PLATES

36526	---	Throat Plate, for 241034 .....
241143	13676	" " 53 needle hole, for needle sizes 12 and 13, for 241037 .....
20124	13661	Throat Plate, large needle hole, for 241032 .....
20139	13662	Throat Plate, large needle hole, for 241031 .....
26605	13662	Throat Plate, large needle hole, for 241033 .....
52032	13661	Throat Plate, large needle hole, for 241029 .....
20140	13662	Throat Plate, small needle hole, for 241031 .....
20125	13661	Throat Plate, small needle hole, for 241032 .....
26606	13662	Throat Plate, small needle hole, for 241033 .....
52033	13661	Throat Plate, small needle hole, for 241029 .....

## BINDERS

No.	Plate	Name
230251	13670	Binder Clamp Washer .....
231079	—	" Guide, for tapes or folded strips from $\frac{3}{8}$ to $\frac{1}{2}$ in., in steps of $\frac{1}{16}$ inch .....
200907B	13670	Binder Guide Screw .....
231078	13670	" Head, for tapes or folded strips from $\frac{3}{8}$ to $\frac{1}{2}$ in., in steps of $\frac{1}{16}$ inch .....
231080	—	Binder Tension Bracket with nine 226648 .....
190D	13670	Binder Tension Bracket Screw (2) .....
225648	13670	" " Pin .....
231081	13670	Binder Tension Bracket complete, Nos. 231079, 231080 and two 200907B .....
200507B	13678	Binder Thumb Screw .....
231084	13670	Feed Dog .....
231086	—	Presser Foot, for use with $\frac{3}{8}$ in. binder .....
231087	13670	Presser Foot, for use with $\frac{7}{16}$ in. binder .....
231082	—	Presser Foot, for use with $\frac{1}{2}$ in. binder .....
231088	—	Presser Foot, for use with $\frac{5}{8}$ in. binder .....
231089	—	Presser Foot, for use with $\frac{3}{4}$ in. binder .....
231090	—	Presser Foot, for use with $\frac{13}{16}$ in. binder .....
231091	—	Presser Foot, for use with $\frac{1}{2}$ in. binder .....
231083	13670	Throat Plate, 53 needle hole, for needle sizes 12 and 13, for use with $\frac{3}{8}$ to $\frac{1}{2}$ in. binders .....
231085	—	Throat Plate, 53 needle hole, for needle sizes 12 and 13, for use with $\frac{13}{16}$ to $\frac{3}{4}$ in. binders .....

### BINDER

35208	1971	Binder on Shank, to turn in both edges for bias or straight binding, for skirts, wrappers, shirt waists, etc. ....
-------	------	--

No.	Plate	Name
241033	13662	Feed Dog, for 26605 and 26606 ....
52055	—	Presser Foot .....
26605	13662	Throat Plate, large needle hole, for 241033 .....
26606	13662	Throat Plate, small needle hole, for 241033 .....

## FINGER GUARD

36818	5945	Finger Guard .....
36819	5945	" " Friction Washer ....
50316J	5945	" " Hinge Screw .....
36820	5945	" " Holder with 196J ...
196J	5945	" " " Clamping Screw
36821	5945	Finger Guard complete, Nos. 36818 to 36820 and 50316J .....

## GUIDES

25866	6449	Guide .....
25878	6449	" .....
732D	13678	" Thumb Screw .....

## HEMMERS

No.	Plate	Name
36118	---	Hemmer (foot), $\frac{3}{8}$ in. hem .....
36119	5881	" " $\frac{1}{4}$ in. hem .....
36120	---	" " $\frac{3}{8}$ in. hem .....
36121	---	" " $\frac{1}{2}$ in. hem .....
36122	---	" " $\frac{5}{8}$ in. hem .....
36749	---	" " $\frac{1}{4}$ in. hem .....
225423	13664	Foot, $\frac{3}{8}$ in. hem .....
225421	13664	" " $\frac{1}{2}$ in. hem .....
225424	13664	" " $\frac{1}{4}$ in. hem .....
225425	13664	" " $\frac{3}{8}$ in. hem .....
225422	---	" " $\frac{1}{2}$ in. hem .....
225426	13664	" " $\frac{3}{8}$ in. hem .....
225427	---	" " $\frac{1}{2}$ in. hem .....
225428	13664	" " $\frac{1}{4}$ in. hem .....
6267	---	" Folder .....
25888	---	" Tongue .....
Note. When ordering Nos. 6267 or 25888 give width of hem and No. of Hemmer for which it is required.		
241032	13661	Feed Dog, for 20124 and 20125 ....
20124	13661	Throat Plate, large needle hole, for 241032 .....
20125	13661	Throat Plate, small needle hole, for 241032 .....
35710	---	Hemmer (foot), $\frac{3}{8}$ in. hem, with guide on bottom to the right of needle hole .....
35682	13664	Hemmer (foot), $\frac{1}{4}$ in. hem, with guide on bottom to the right of needle hole .....
36524	---	Hemmer (foot), $\frac{3}{8}$ in. hem, with guide on bottom to the right of needle hole .....
35997	---	Hemmer (foot), $\frac{3}{8}$ in. hem, with guide on bottom to the right of needle hole .....
36309	---	Hemmer (foot), $\frac{1}{2}$ in. hem, with guide on bottom to the right of needle hole .....
36072	---	Hemmer (foot), $\frac{1}{4}$ in. hem, with guide on bottom to the right of needle hole .....
241034	13676	Feed Dog, for 36526 .....
36526	---	Throat Plate, for 241034 .....
36162	---	Hemmer (foot), $\frac{3}{8}$ in. hem, for China silk, etc. ....

No.	Plate	Name
36432	5881	Hemmer (foot), $\frac{1}{4}$ in. hem, for China silk, etc. ....
36433	---	Hemmer (foot), $\frac{3}{8}$ in. hem, for China silk, etc. ....
36434	---	Hemmer (foot), $\frac{1}{2}$ in. hem, for China silk, etc. ....
241029	13661	Feed Dog, for 52032 and 52033 ...
52032	13661	Throat Plate, large needle hole, for 241029 .....
52033	13661	Throat Plate, small needle hole, for 241029 .....
36413	---	Hemmer (foot), plain bottom, $\frac{1}{8}$ in. hem .....
36414	---	Hemmer (foot), plain bottom, $\frac{3}{8}$ in. hem .....
36415	5881	Hemmer (foot), plain bottom, $\frac{1}{4}$ in. hem .....
36471	5881	Hemmer (foot), plain bottom, $\frac{1}{4}$ in. hem, slotted for lace .....
36480	---	Hemmer (foot), plain bottom, $\frac{3}{8}$ in. hem .....
36416	---	Hemmer (foot), plain bottom, $\frac{3}{8}$ in. hem .....
35926	---	Hemmer .....
590b	13665	" Adjusting Screw .....
1443b	13665	" Screw .....
35927	---	" Shank .....
35540	13664	Hemmer on Shank (adjustable) complete, with right hand lower guide for lace, Nos. 1443b, 35926, 35927 and two 590b .....
241037	13676	Feed Dog, for 241143 .....
62527	13665	Presser Foot Hinge Pin .....
40316	---	" " Plate .....
40317	---	" " Shank .....
40318	13664	Presser Foot (hinged) complete, for lace running, Nos. 40316, 40317 and 62527 .....
241143	13676	Throat Plate, 53 needle hole, for needle sizes 12 and 13, for 241037 .....
35236	1971	Hemmer on Shank, for $\frac{1}{8}$ in. hem and above, for bottom of shirt waists .....
241033	13662	Feed Dog, for 26606 .....
52055	---	Presser Foot .....
26605	13662	Throat Plate, large needle hole, for 241033 .....
26606	13662	Throat Plate, small needle hole, for 241033 .....

**TUCKER (LONG ARM)**

No.	Plate	Name
36387	5884	Space Guide .....
35510	5884	" " Base with 35512, 35514 and two 1426E .....
402D	5885	Space Guide Base Screw .....
35511	5885	" " Indicator .....
35512	5885	" " Pin .....
35513	5885	" " Stop (left) .....
35514	5885	" " " " Guide Pin..
1426E	5885	" " " " Screw Stud
1657D	5885	" " " " Thumb Nut
17718	5885	" " " " " "
		Washer .....
35515	5885	Space Guide Stop (right) .....
1426E	5885	" " " " Screw Stud
1657D	5885	" " " " Thumb Nut
17718	5885	" " " " " "
		Washer .....
287D	5885	Space Guide Thumb Screw .....
36388	—	Space Guide complete, Nos. 287D, 35510, 35511, 35513, 35515, 36387, two each 1657D and 17718 .....
35517	5883	Tuck Guide Arm .....
1177D	5885	" " " Screw .....
35518	5883	" " Base .....
50134E	5885	" " " Screw Stud .....
36389	5883	" " Bracket .....
307C	5885	" " " Screw Center ...
1513J	5885	" " " " " Nut
36390	5885	" " " Spring .....
36391	5884	" " " " Plate ...
9D	5885	" " " " Screw ....
423C	5885	" " " Stop Screw ....
1520E	5885	" " " " " Nut ..
36392	5883	" " Frame .....
36393	5885	" " Spring .....
1510E	5885	" " " Nut .....
35524	5885	" " " Washer ...
803C	5885	" " " Stop Screw ....
1520E	5885	" " " " " Nut ..
35511	5885	" " Indicator .....
35525	5883	" " Plate .....
1115F	5885	" " Screw .....

No.	Plate	Name
36394	—	Tuck Guide complete, Nos. 9D, 423C, 803C, 1510E, 35511, 35517, 35518, 35524, 35525, 36389 to 36393, 50134E, two each 307C, 1115F, 1177D, 1513J, 1520E and three wood screws 1½ in., No. 10 .....
36395	—	Tucker (long arm) complete, Nos. 35528, 36388, 36394 and two 402D
241029	13661	Feed Dog, for shirt work, for 52032 and 52033 .....
35528	5886	Presser Foot (wide), for 36395 ....
40322	5886	" " (narrow), for use with 36395 .....
36654	5886	Presser Foot, for tucking shirt bosoms .....
52032	13661	Throat Plate, large needle hole, for 241029 .....
52033	13661	Throat Plate, small needle hole, for 241029 .....
36670	—	Tucker (long arm) complete, for tango tucking, Nos. 36388, 36394, 36654 and two 402D .....

**KNEE LIFTER**

For use with Tuck Folder

2759	5877	Lifting Rod with 2761 .....
2761	13665	" " Cap (washer) .....
2762	13665	" " Collar with 362C .....
362C	13665	" " " Set Screw .....
2760	—	Lifting Rod complete, Nos. 2759 and 2762 .....
2763	5877	Rock Shaft .....
12242	5877	" " Hanger with two wood screws 1 in., No. 10 .....
6335	5877	Rock Shaft Knee Arm .....
2766	5877	" " " " Hub with 356C .....
356C	13665	Rock Shaft Knee Arm Hub Set Screw .....
6336	—	Rock Shaft Knee Arm complete, Nos. 2766, 2767 and 6335 .....

No.	Plate	Name
2767	5877	Rock Shaft Knee Plate with 356c...
356c	13665	" " " " Set Screw...
2769	5877	" " Lifting Arm with 356c...
356c	13665	" " " " Set Screw...
2770	5877	" " Stop Dog with 356c ...
356c	13665	" " " " Set Screw ...
19168	—	Rock Shaft complete, Nos. 2760, 2763, 2769, 6336, two each 2770 and 12242 .....

## WOOD BASE

For use with Tuck Folder

79627	—	Bench Stand Section (back) with two each 20022, 27878, 44139, wood screws 1½ in., No. 14 and ¾ in., No. 14 .....
79626	—	Bench Stand Section (front) with wood screw 1½ in., No. 12, two each 20022, 27878 and wood screws ¾ in., No. 14 .....
228231	—	Drip Pan .....
44139	—	Machine Hinge Plate .....
20022	—	" Rest (felt) .....
27878	—	" " Rivet .....
79628	—	Bench Stand (sectional) complete, Nos. 79626 and 79627 .....

## MISCELLANEOUS PARTS

Used in Conjunction with Thread Unwinder

60913	14263	Spool Weight with 60914 .....
60914	—	" " Center Pin .....
225377	14263	" Wire, for small spools .....

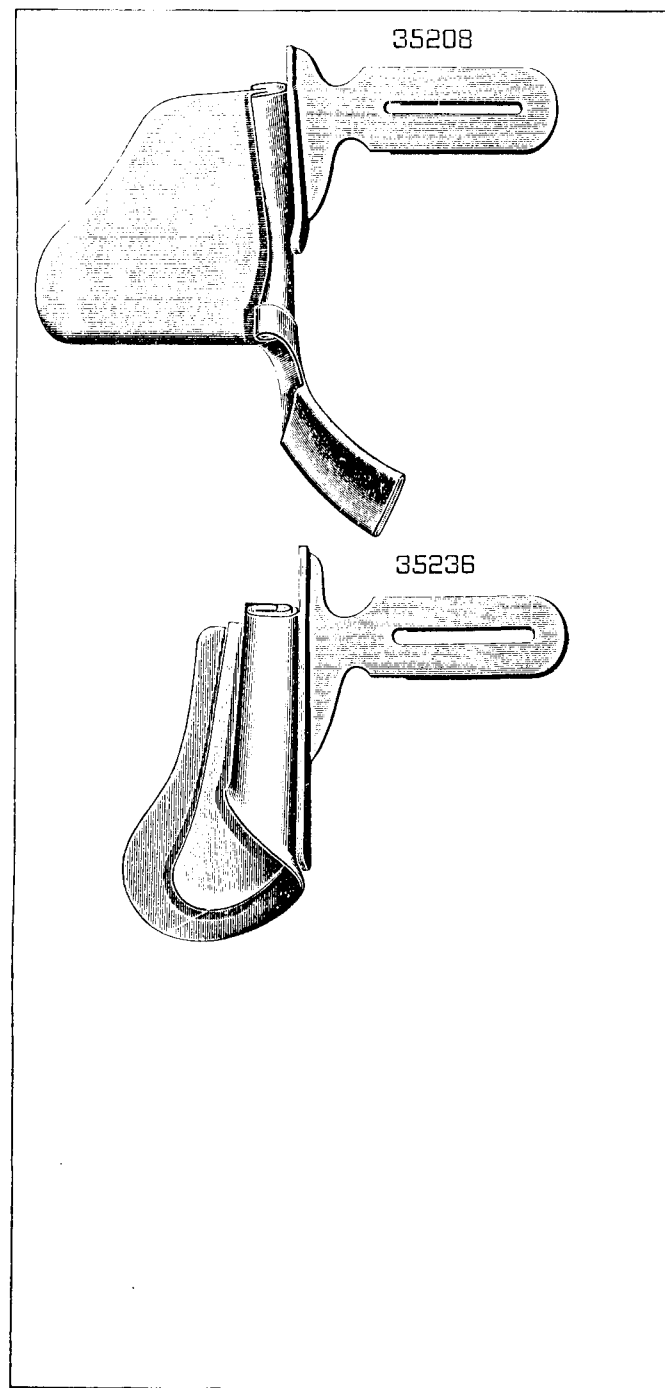


PLATE 5089—FULL SIZE

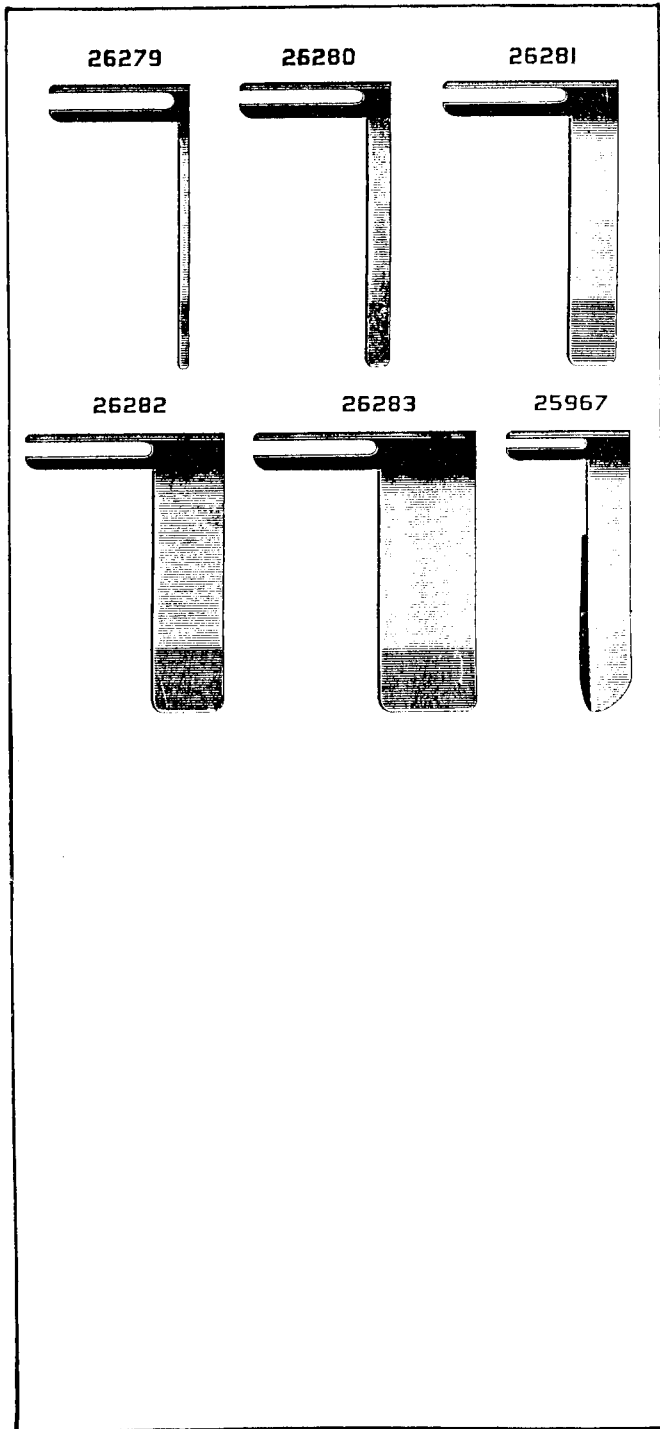


PLATE 5862—FULL SIZE

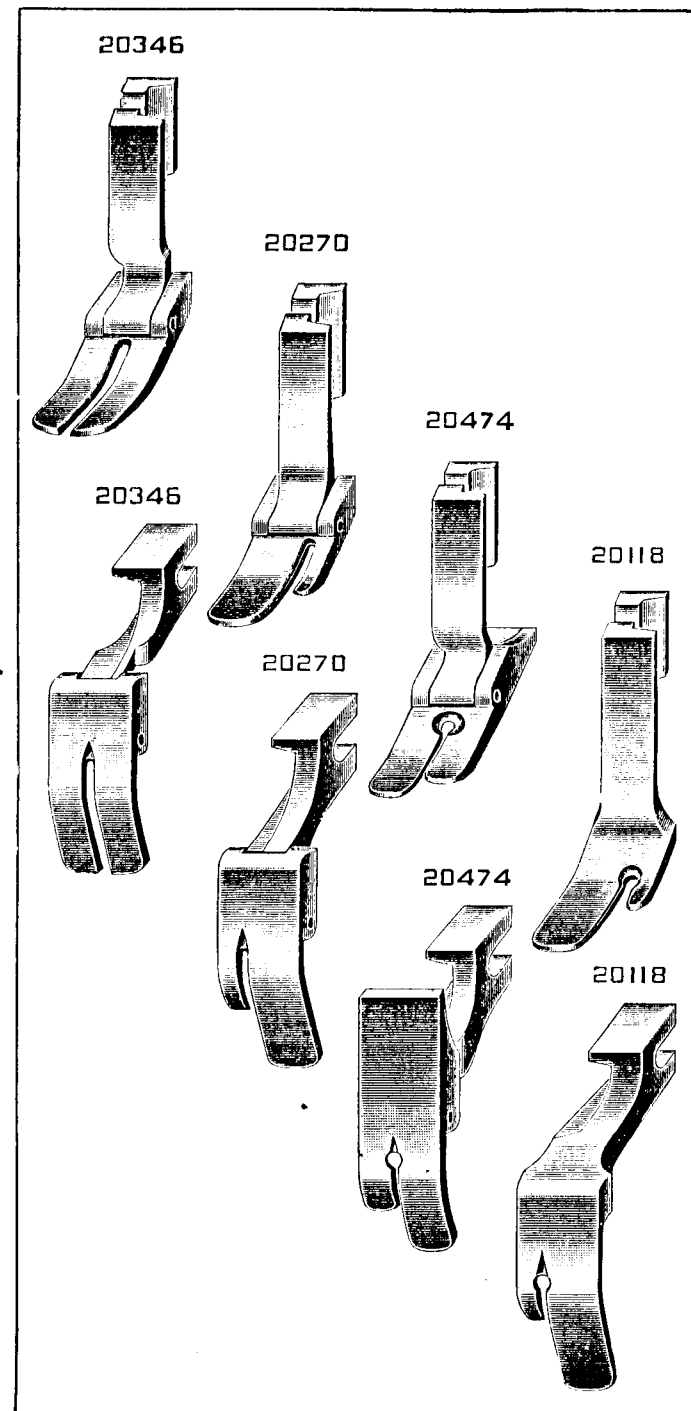
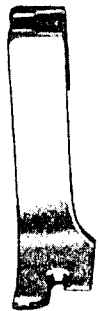


PLATE 5863—FULL SIZE

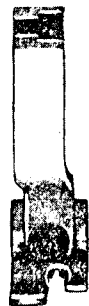
20150



20342



52036



40315



20150



20342



52036

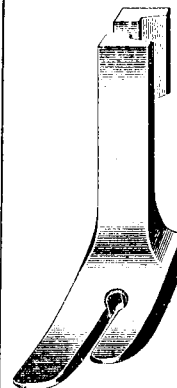


40315

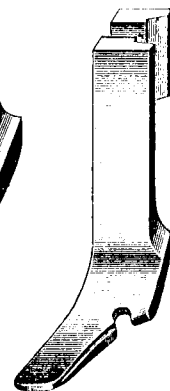


PLATE 5864—FULL SIZE

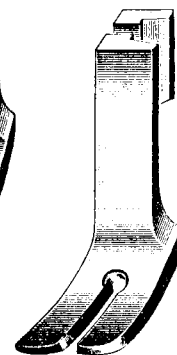
12261




12143




12144



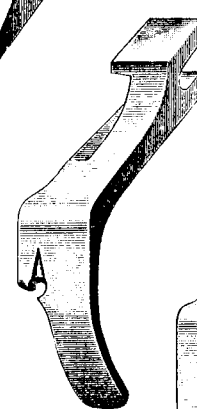
12260



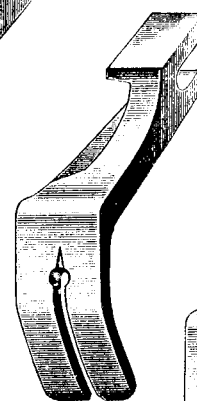
12261



12143



12144



12260

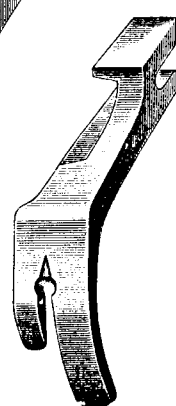




PLATE 5865—FULL SIZE

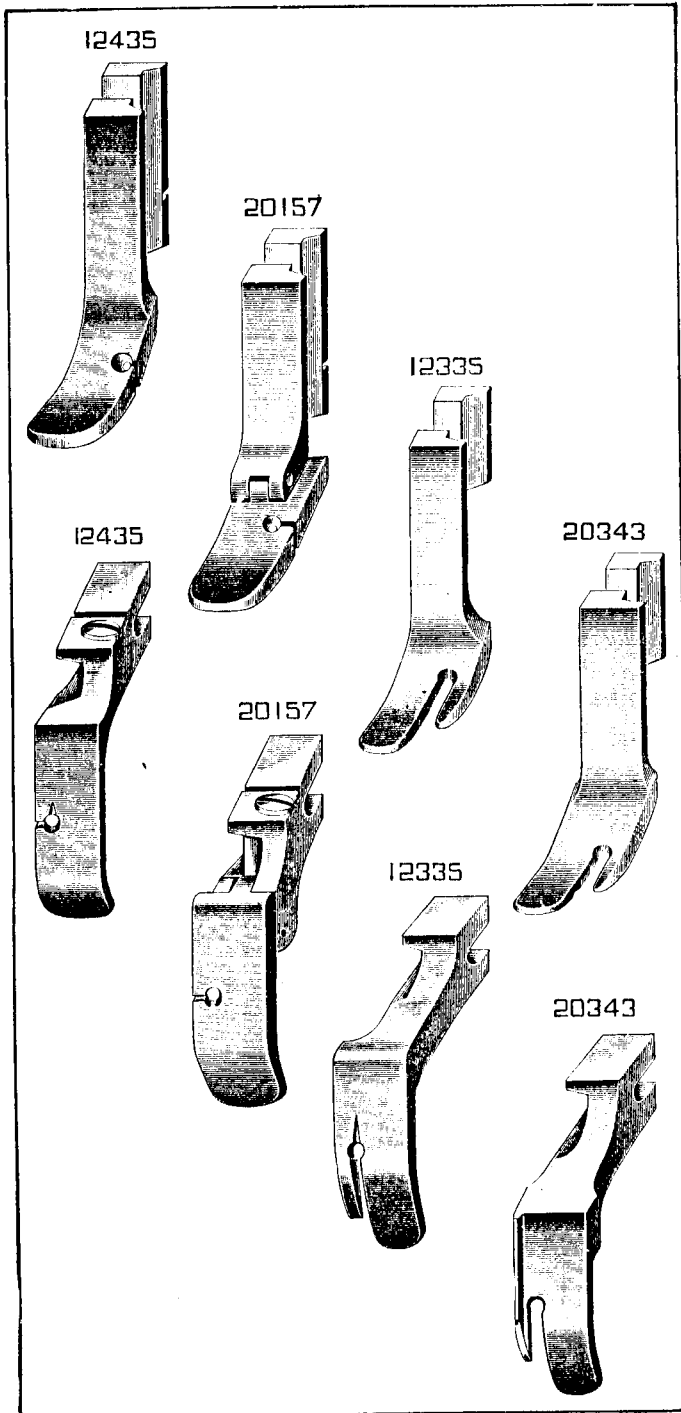


PLATE 5866—FULL SIZE

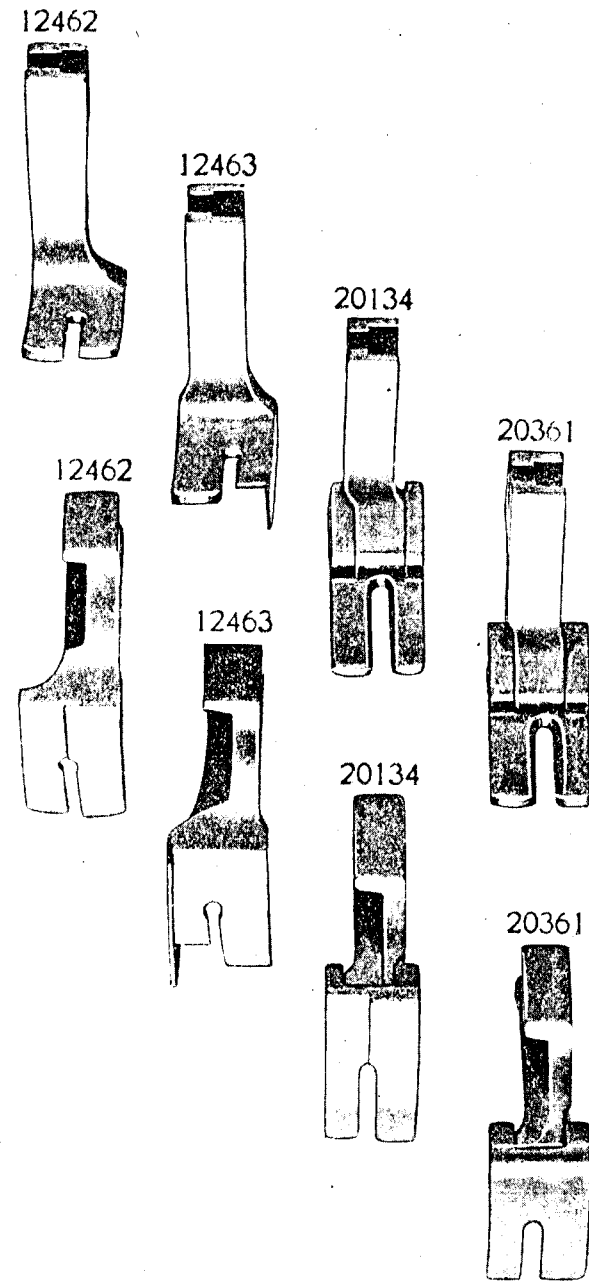



PLATE 5867—FULL SIZE

24983




24983



PLATE 5877—ONE-FOURTH SIZE

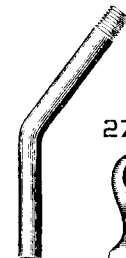
24079



2759



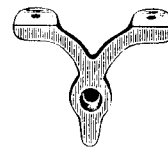
6335



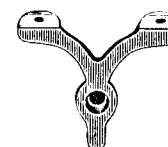
2769



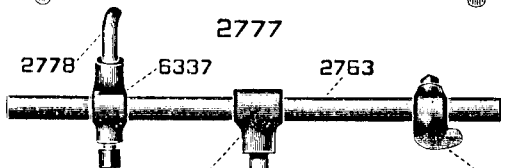
12242



12242



2777



2766

2765

2770

2767



PLATE 5881—FULL SIZE

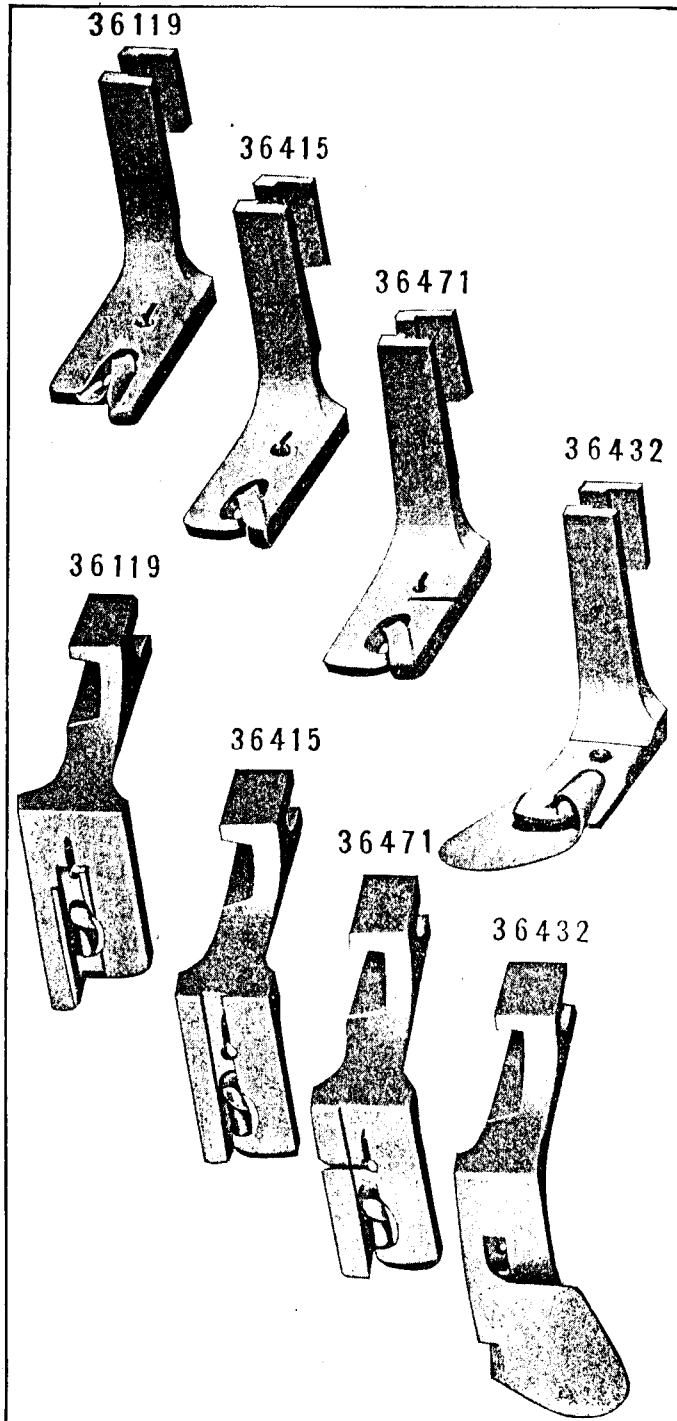


PLATE 5883—ONE-FOURTH SIZE

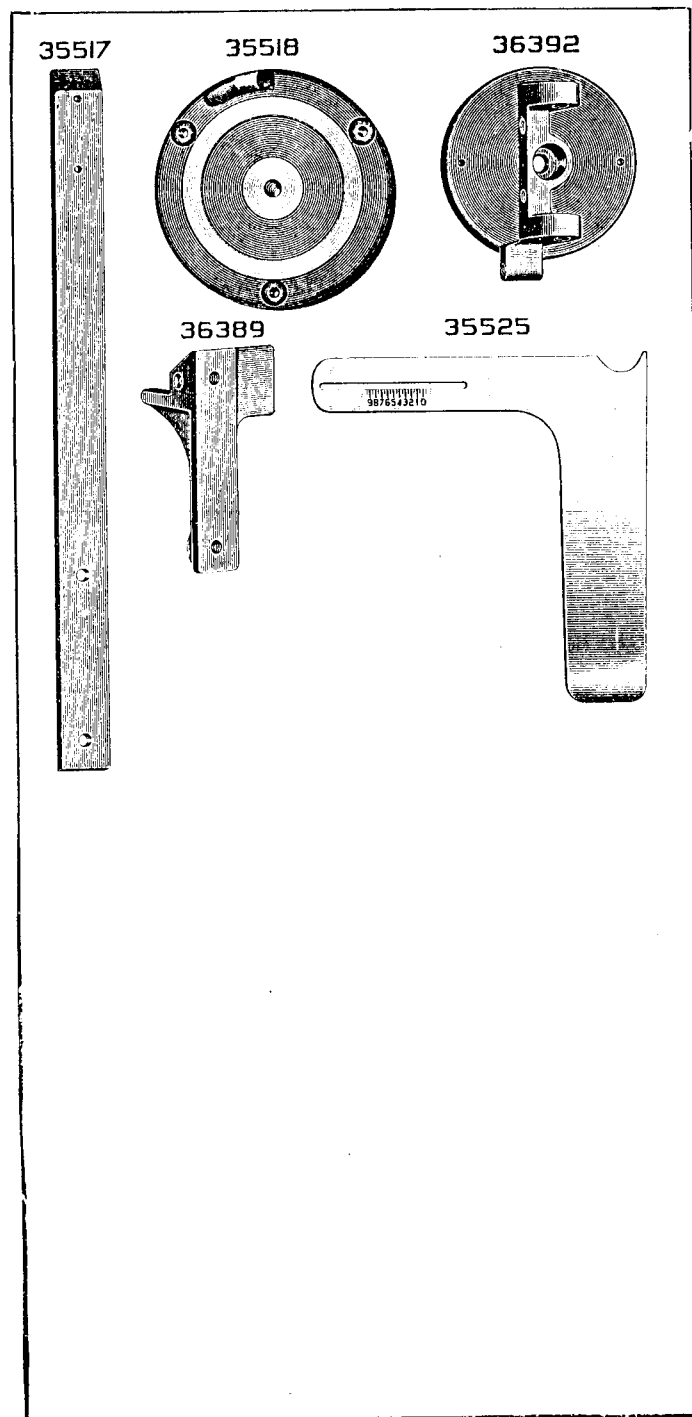



PLATE 5884—ONE-HALF SIZE

36387



35510




36391




PLATE 5885—FULL SIZE

35513



35515



35511



1426



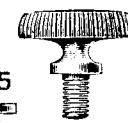
35512



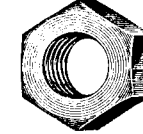
35514



287



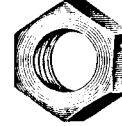
1510



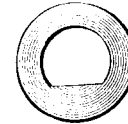
307



1513



35524




1177



50134



9



36393



1657



17718



402



423



1520



803



36390



PLATE 5886—FULL SIZE

35528



40322



36654



35528



40322



40315



36654



40315



PLATE 5892—FULL SIZE

36465



36464



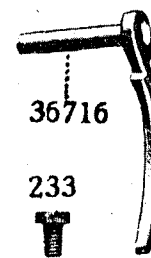
665



36717



36715



36716

233



25985



36773



PLATE 5945—FULL SIZE

36575



36574




36576



50202



36821



36820



196



36818 50316 36819

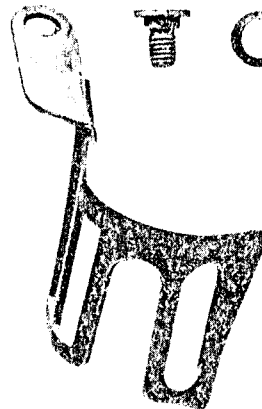
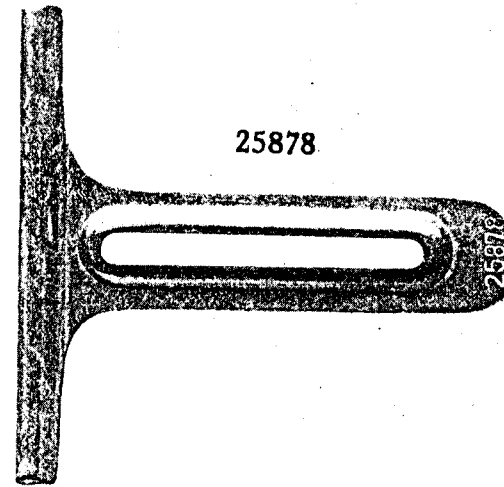


PLATE 6449—FULL SIZE

25878



25866

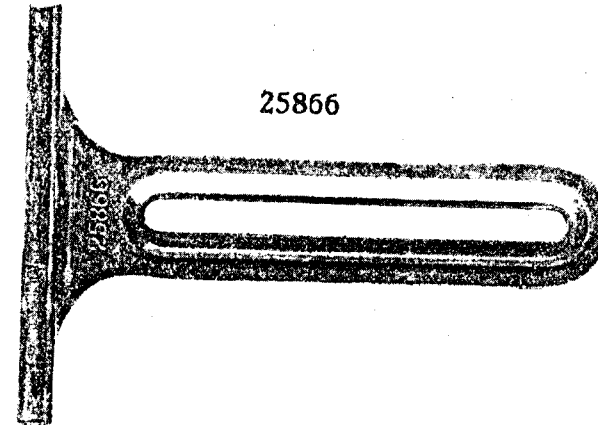
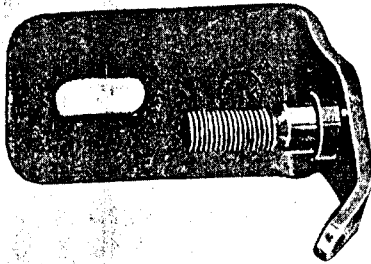


PLATE 10881—FULL SIZE


225461




200082 202104



2102



225462



202407



201499

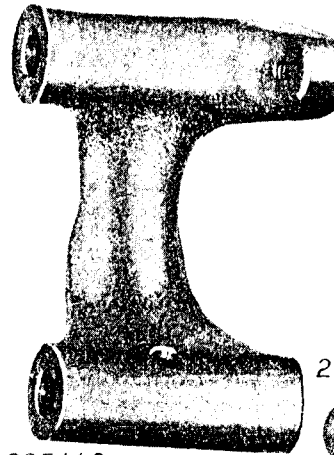


201572

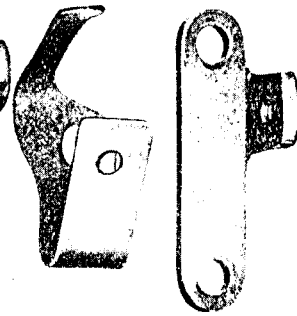


PLATE 10884—FULL SIZE

225453



225444 202478



228026

225458



225460

225454

200299



225438

200056



225459



200105

225456



225381




225455



PLATE 10885—ONE-FOURTH SIZE

225433



202473



225382



PLATE 13651—FULL SIZE

204235



1008



443



201400



286



200335



54897



725



200328



241022


241023



123



4307



241024


241026



201389



201305



241025



200607




226



200949



202595



200429



241027



200046



241028



200383



1299



200256



241058



241059



201525



241110



202301





PLATE 13656—FULL SIZE

241071 210545 178 5601 1521

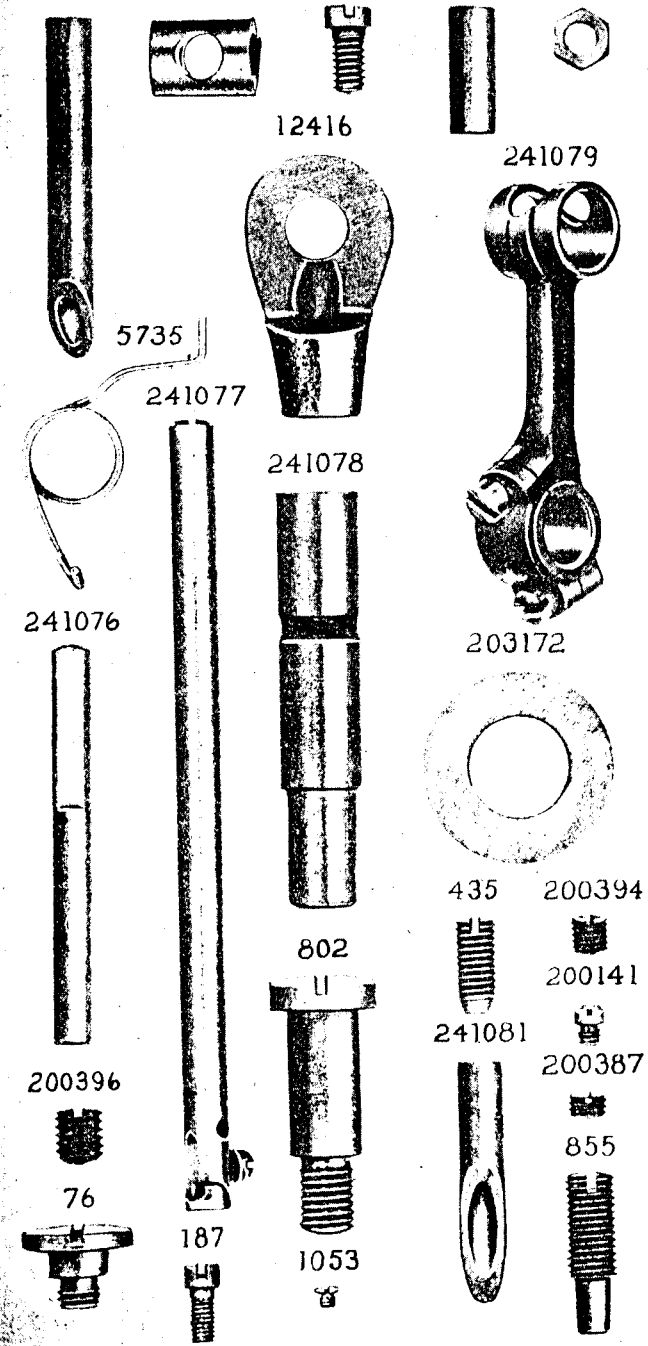


PLATE 13657—FULL SIZE

241082 241083 202339 200666

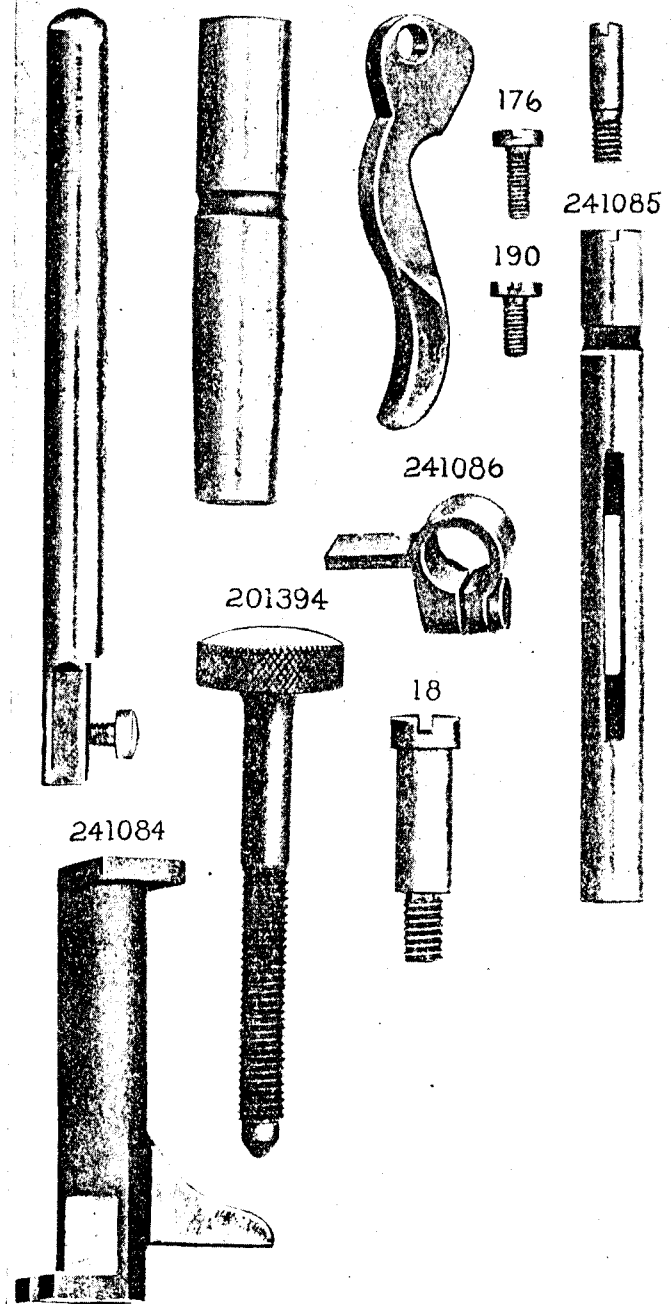


PLATE 13658—FULL SIZE

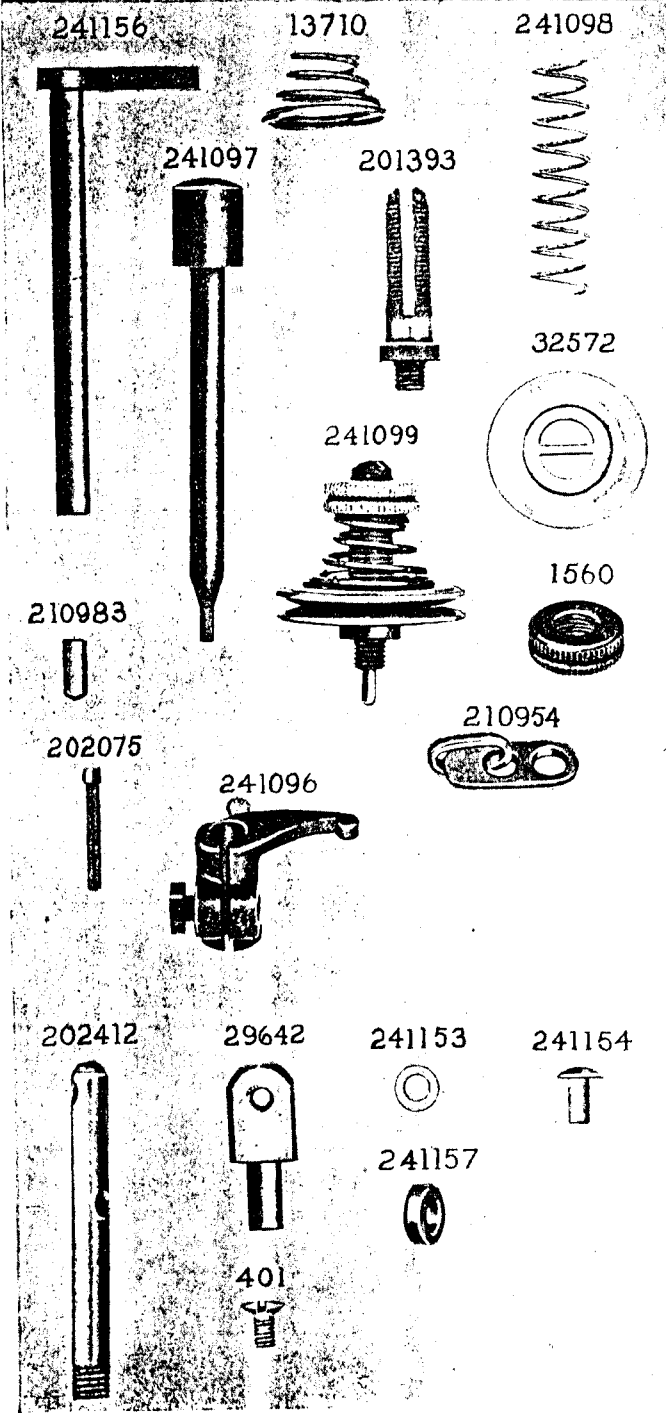


PLATE 13661—FULL SIZE

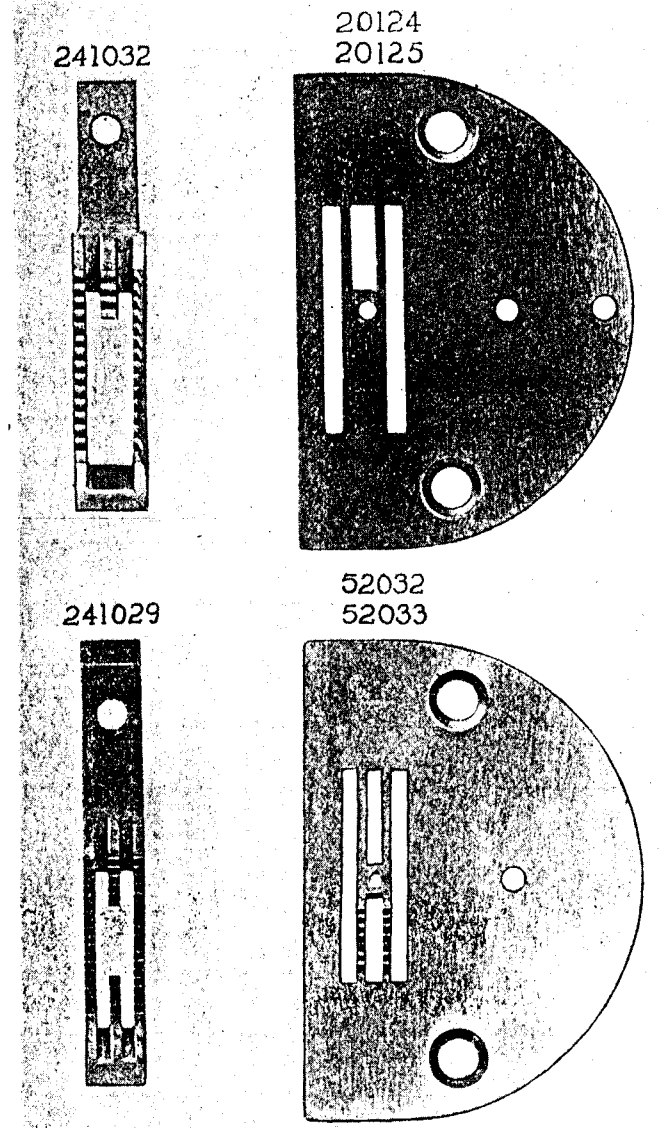



PLATE 13662—FULL SIZE

241031



20139  
20140



241033



26605  
26606

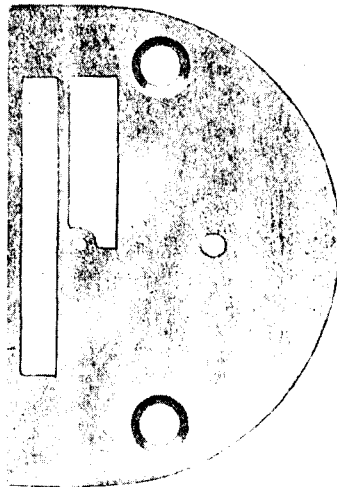


PLATE 13664—FULL SIZE

225421



225423



225424



225425



225426



225428



35682



40318



35540

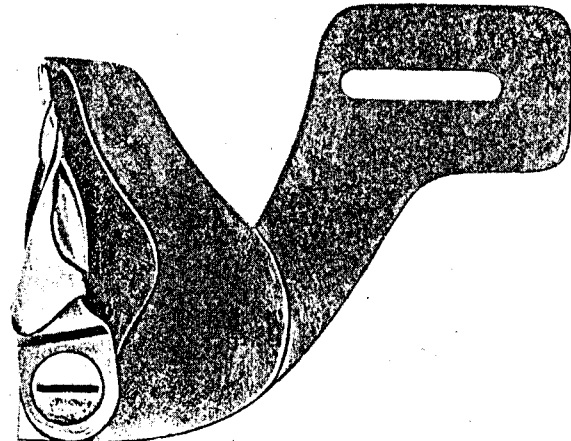



PLATE 13665—FULL SIZE

200363



2761



2762



202486



1443



62527



7298



26276



362



356



228



590

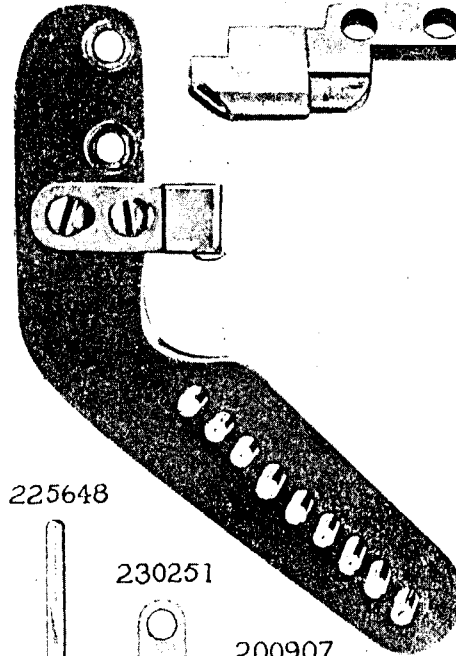


2532

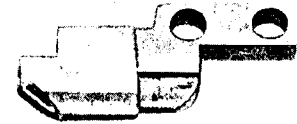


PLATE 13670—FULL SIZE

231081



231078



231087



200463



225648



230251



200907



231084



231083

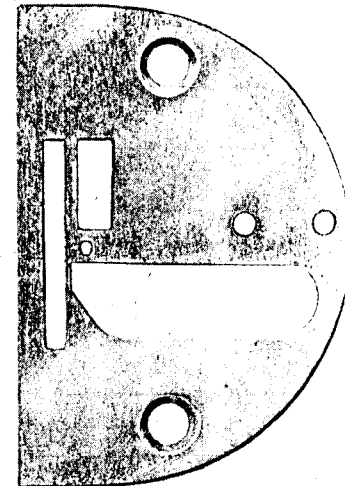


PLATE 13674—ONE-FOURTH SIZE

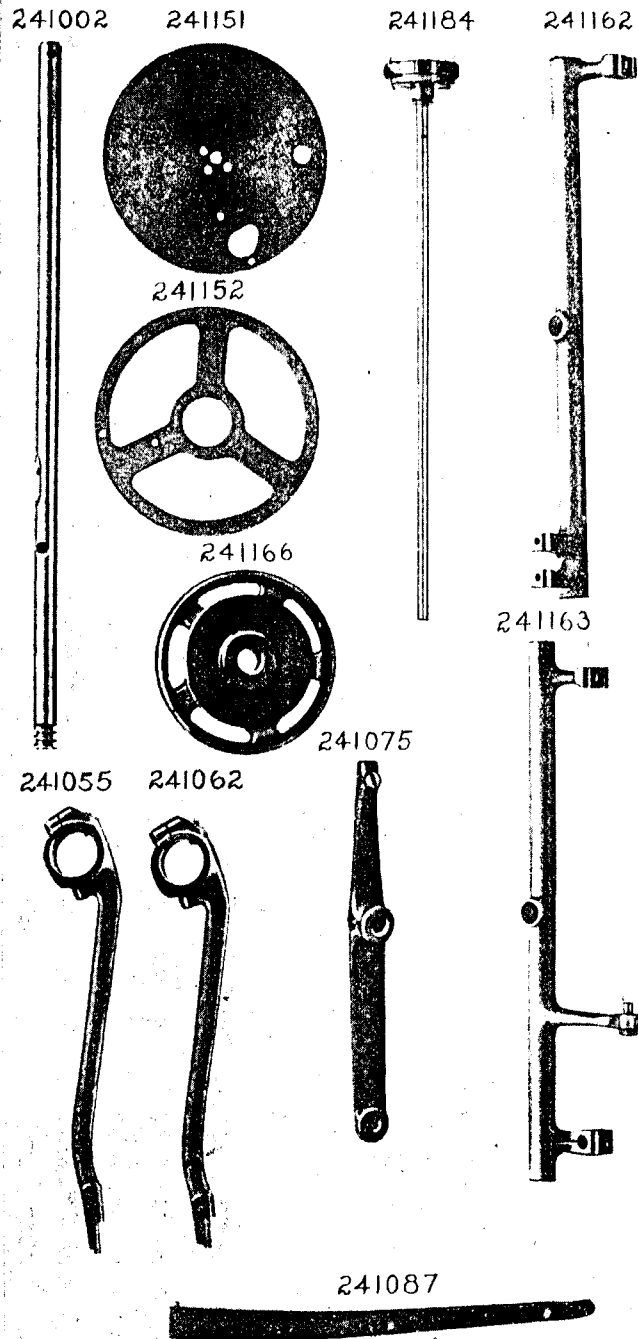


PLATE 13675—FULL SIZE

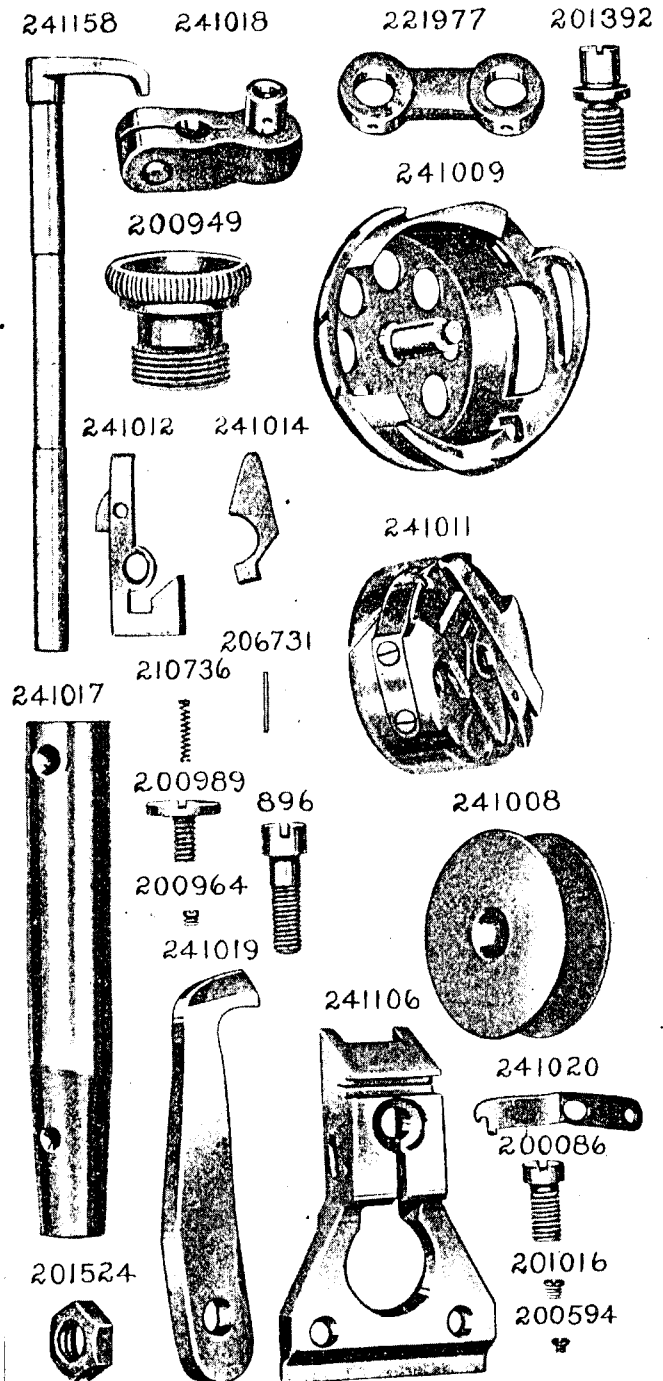
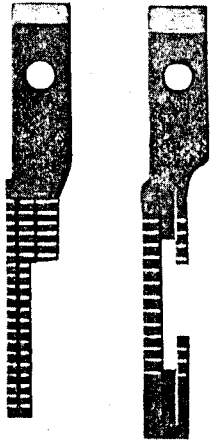



PLATE 13676—FULL SIZE


241034 241037



241143



241038 241202



24444




PLATE 13677—FULL SIZE

241201




241180



241188



241111



241072

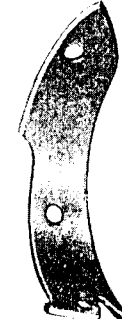
40217



241125



241108




201318



201388



241169

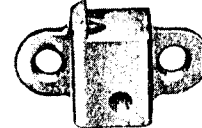


241170

210554



241167



121



202443



241182



241183



241103



241104



50234



448



455



465



1253



1149



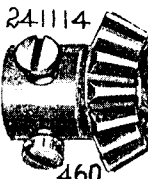
202619



241109



241114



460



691



444



430



1036



200583



232382



PLATE 13678—FULL SIZE




PLATE 13679—ONE-HALF SIZE

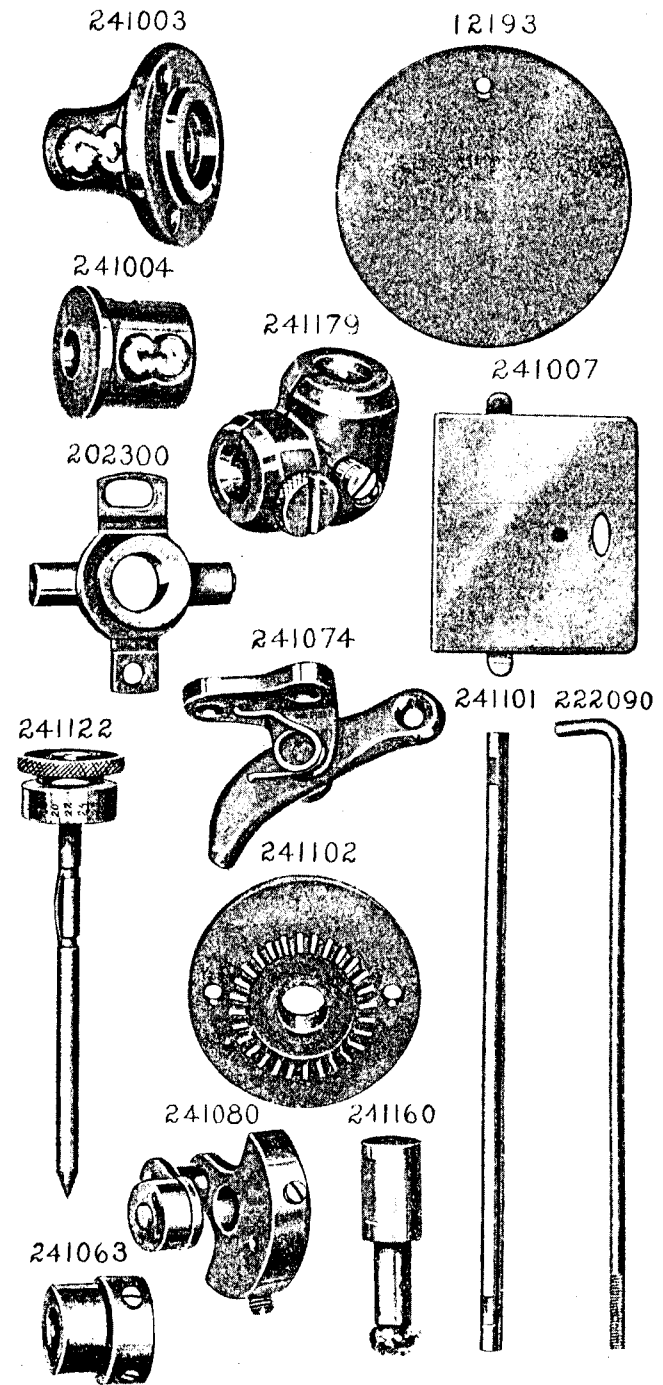


PLATE 13680—ONE-HALF SIZE

26026

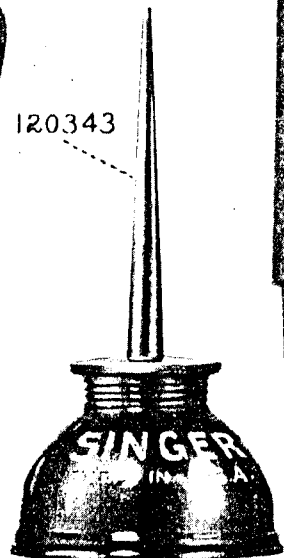

26485

120342

41400



120343



225554



PLATE 14263—ONE-SIXTH SIZE

225377

60913



225396



225391

225391

225392

225388

225395

202490

